

Product datasheet

Specifications



pushbutton head for harsh environment - red - with marking

Local distributor code:

398131665

ZB4BC48007

Discontinued on: 9 Feb 2023

EAN Code: 3606480444623

Discontinued

Main

| | |
|-------------------------------|-----------------------|
| Range Of Product | Harmony XB4 |
| Product Or Component Type | Head for push-button |
| Device Short Name | ZB4 |
| Bezel Material | Chromium plated metal |
| Head Type | Standard |
| Mounting Diameter | 22.5 mm |
| Sale Per Indivisible Quantity | 1 |
| Cap/Operator Or Lens Colour | Red |

Complementary

| | |
|-----------------------------------|---|
| Cad Overall Width | 37 mm |
| Cad Overall Height | 18.5 mm |
| Cad Overall Depth | 37 mm |
| Net Weight | 0.036 kg |
| Electrical Shock Protection Class | Class I conforming to IEC 61140 |
| Shape Of Signaling Unit Head | Round |
| Type Of Operator | spring return |
| Operator Profile | Red flush, type H007 (white) |
| Operator Additional Information | Vertical mounting |
| Mechanical Durability | 10000000 cycles |
| Vibration Resistance | 5 gn (f= 2...500 Hz) conforming to IEC 60068-2-6 |
| Shock Resistance | 30 gn (duration = 18 ms) for half sine wave acceleration conforming to IEC 60068-2-27 |
| Main Group | Harsh environment |
| Group Of Product | Flush marked type H007 |
| Marking | Type H007 |
| Colour Of Marking | White |
| Electrical Composition Code | C1 for <9 contacts using single blocks in front mounting C2 for <9 contacts using single and double blocks in front mounting C11 for <3 contacts using single blocks in front mounting C15 for <1 contacts using single blocks in front mounting |

Disclaimer: This documentation is not intended as a substitute for and is not to be used for determining suitability or reliability of these products for specific user applications

Environment

| | |
|---------------------------------------|---|
| Ambient Air Temperature For Storage | -40...85 °C |
| Ambient Air Temperature For Operation | -40...70 °C |
| Ip Degree Of Protection | IP66 conforming to IEC 60529 IP69K IP67 IP69 |
| Nema Degree Of Protection | NEMA 4 conforming to UL 508 NEMA 13 NEMA 12 |
| Resistance To High Pressure Washer | 90 Pa at 82.5 °C |
| Ik Degree Of Protection | IK06 conforming to IEC 62262 |
| Standards | IEC 60947-5-1 IEC 60947-1 UL 508 CSA C22.2 |
| Product Certifications | CSA CE UL |

Packing Units

| | |
|------------------------------|---------|
| Unit Type Of Package 1 | PCE |
| Number Of Units In Package 1 | 1 |
| Package 1 Height | 3.76 cm |
| Package 1 Width | 3.7 cm |
| Package 1 Length | 3.7 cm |
| Package 1 Weight | 36.0 g |

Contractual warranty

| | |
|----------|-----------|
| Warranty | 18 months |
|----------|-----------|

Sustainability



Green Premium™ label is Schneider Electric’s commitment to delivering products with best-in-class environmental performance. Green Premium promises compliance with the latest regulations, transparency on environmental impacts, as well as circular and low-CO₂ products.

Guide to assessing product sustainability is a white paper that clarifies global eco-label standards and how to interpret environmental declarations.

[Learn more about Green Premium >](#)

[Guide to assess a product’s sustainability >](#)



Transparency RoHS/REACH

Well-being performance

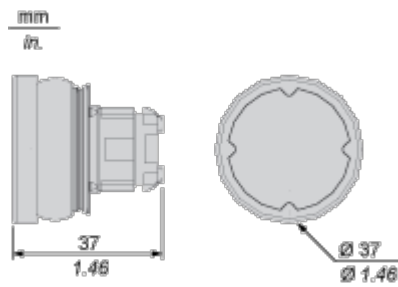
| | | |
|---|----------------------------|-----|
| ✓ | Reach Free Of Svhc | |
| ✓ | Toxic Heavy Metal Free | |
| ✓ | Mercury Free | |
| ✓ | Rohs Exemption Information | Yes |

Certifications & Standards

| | |
|--------------------------|---|
| Reach Regulation | REACH Declaration |
| Eu Rohs Directive | Pro-active compliance (Product out of EU RoHS legal scope) EU RoHS Declaration |
| China Rohs Regulation | China RoHS declaration |
| Environmental Disclosure | Product Environmental Profile |
| Circularity Profile | End of Life Information |

Dimensions Drawings

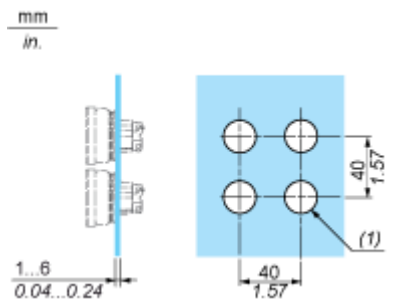
Dimensions



Mounting and Clearance

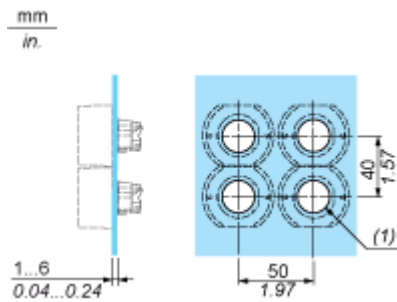
Installation on Flat Surface

Without Protective Guard



(1) Ø22.5 mm recommended ($\text{Ø}22.3_0^{+0.4}$) / Ø0.89 in. recommended ($\text{Ø}0.88_0^{+0.016}$)

With Protective Guard



(1) Ø22.5 mm recommended ($\text{Ø}22.3_0^{+0.4}$) / Ø0.89 in. recommended ($\text{Ø}0.88_0^{+0.016}$)

Technical Description

Marking Type H007



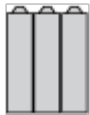
Electrical Composition Corresponding to Code C1



Electrical Composition Corresponding to Code C2

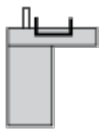


Electrical Composition Corresponding to Codes C9, C11, SF1 and SR1

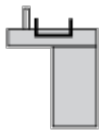


Electrical Composition Corresponding to Code C15

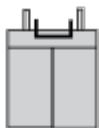
1 N/O



1 N/C



1 N/O + N/C or 1 N/O + N/O or 1 N/C + N/C



Legend

Single contact



Double contact



Light block



Possible location

