

# Product datasheet

Specifications



## safety controller XPS-MC - 24 V DC - 16 input - 30 LEDs signalling

Local distributor code:

407169751

XPSMC16ZPACK

Discontinued on: 6 Jul 2021

EAN Code: 3389119018234

Discontinued

### Main

Range Of Product	Preventa Safety automation
Product Or Component Type	Kit configurable safety controller
Safety Module Name	XPSMC
Safety Use Category	Category 4 maximum conforming to EN 954-1/EN/ISO 13849-1 PLE maximum conforming to EN/ISO 13849-1 SIL 3 maximum conforming to IEC 61508
Type Of Start	Configurable
Standards	EN 1760-1/ISO 13856-1 EN 954-1/EN/ISO 13849-1 EN/IEC 60947-5-1 EN 574/ISO 13851 IEC 61508 EN/IEC 61496-1 EN/IEC 60204-1
Product Certifications	CSA TÜV UL
[Us] Rated Supply Voltage	24 V DC - 20...20 %
Number Of Inputs	16
Communication Port Protocol	Modbus with 1 RJ45 port(s), serial link, transmission rate: 1200 bps, 2400 bps, 4800 bps, 9600 bps or 19200 bps
Safety Level	Can reach PL e/category 4 conforming to EN 954-1/EN/ISO 13849-1 Can reach SIL 3 conforming to IEC 61508

### Complementary

Kit Composition	Set of cage clamp terminals Set of screw terminals Ethernet cable 2m Configuration software Connection cable VDE slot screwdriver 2.5 x 75 mm Safety controller Packaging small model for software configuration Printed packaging label 80 x 50 mm USB/RS485 converter
-----------------	--

Disclaimer: This documentation is not intended as a substitute for and is not to be used for determining suitability or reliability of these products for specific user applications

<b>Function Of Module</b>	Dynamic monitoring of hydraulic valves on linear presses Eccentric press Emergency stop monitoring, with or without time delay, 1 or 2-channel wiring Enabling switch monitoring, 2 or 3 contacts Foot switch monitoring Guard monitoring for injection presses and blowing machines Guard monitoring with 1 or 2 limit switches Hydraulic press Magnetic switch monitoring Monitoring safety stop at top dead centre on eccentric press Muting function of light curtains Position selector Safety mat monitoring Safety time delays Shaft/chain breaking monitor Zero speed detection Light curtain monitoring category 4 conforming to EN/IEC 61496 Two-hand control category 3 conforming to EN 574/ISO 13851
<b>Synchronisation Time Between Inputs</b>	Depending on configuration selected
<b>Power Consumption In W</b>	12 W
<b>Input Protection Type</b>	External fuse 16 A
<b>[Uc] Control Circuit Voltage</b>	28.8 V
<b>Maximum Line Resistance</b>	100 Ohm <2000 m
<b>Output Type</b>	2 relays, 2 NO contacts (4 NO total) circuit(s) Solid state, 6 circuit(s), volt-free
<b>Breaking Capacity</b>	180 VA holding AC-15 C300 relay output 1800 VA inrush AC-15 C300 relay output
<b>Breaking Capacity</b>	2 A at 24 V for static output circuit 1.5 A at 24 V (DC-13) time constant: 50 ms for relay output
<b>Output Thermal Current</b>	4 A for both outputs simultaneously 6 A for 1 output and 2 A for the other for relay output
<b>[Ith] Conventional Free Air Thermal Current</b>	16 A for relay output 6.5 A for static output circuit
<b>Associated Fuse Rating</b>	16 A gL for power supply 4 A gL for relay output 6 A fast blow for relay output
<b>Minimum Output Current</b>	10 mA for relay output
<b>Minimum Output Voltage</b>	17 V for relay output
<b>Response Time</b>	Configurable : 20 ms or 30 ms with software XPSMCWIN
<b>[Ui] Rated Insulation Voltage</b>	300 V (pollution degree 2) conforming to IEC 60647-5-1, DIN VDE 0110 part 1
<b>[Uimp] Rated Impulse Withstand Voltage</b>	4 kV overvoltage category III conforming to IEC 60647-5-1, DIN VDE 0110 part 1
<b>Method Of Access</b>	Slave
<b>Exchange Size</b>	14 words
<b>Number Of Addresses</b>	1...247 for Modbus
<b>Parity</b>	Even for Modbus No for Modbus Odd for Modbus
<b>Data Format</b>	1 start bit/8 data bits 1 stop bit even or odd 2 stop bits without parity RTU (Remote Terminal Unit) mode
<b>Supported Modbus Function</b>	01: 8-bit output data/32-bit input data 02: 32-bit input data/8-bit output data 03: information and errors
<b>Local Signalling</b>	30 LEDs

Mounting Support	Mounting plate
Depth	153 mm
Height	151.5 mm
Width	74 mm
Net Weight	0.82 kg

## Environment

Ip Degree Of Protection	IP20 conforming to EN/IEC 60529
Ambient Air Temperature For Operation	-10...55 °C
Ambient Air Temperature For Storage	-25...85 °C

## Packing Units

Unit Type Of Package 1	PCE
Number Of Units In Package 1	1
Package 1 Height	24.5 cm
Package 1 Width	24.5 cm
Package 1 Length	27 cm
Package 1 Weight	2.305 kg

## Contractual warranty

Warranty	18 months
----------	-----------

Sustainability



**Green Premium™ label** is Schneider Electric’s commitment to delivering products with best-in-class environmental performance. Green Premium promises compliance with the latest regulations, transparency on environmental impacts, as well as circular and low-CO<sub>2</sub> products.

**Guide to assessing product sustainability** is a white paper that clarifies global eco-label standards and how to interpret environmental declarations.

[Learn more about Green Premium >](#)

[Guide to assess a product’s sustainability >](#)



Transparency   RoHS/REACH

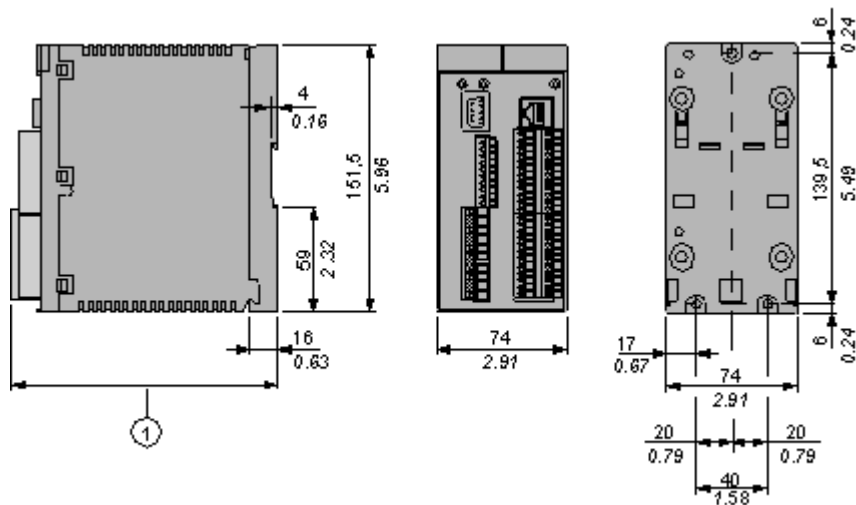
Well-being performance

✓	Mercury Free	
✓	Rohs Exemption Information	Yes
✓	Pvc Free	

Certifications & Standards

Reach Regulation	<a href="#">REACH Declaration</a>
Eu Rohs Directive	Pro-active compliance (Product out of EU RoHS legal scope)
China Rohs Regulation	<a href="#">China RoHS declaration</a>
Environmental Disclosure	<a href="#">Product Environmental Profile</a>
Weee	The product must be disposed on European Union markets following specific waste collection and never end up in rubbish bins
Circularity Profile	<a href="#">End of Life Information</a>

Dimensions

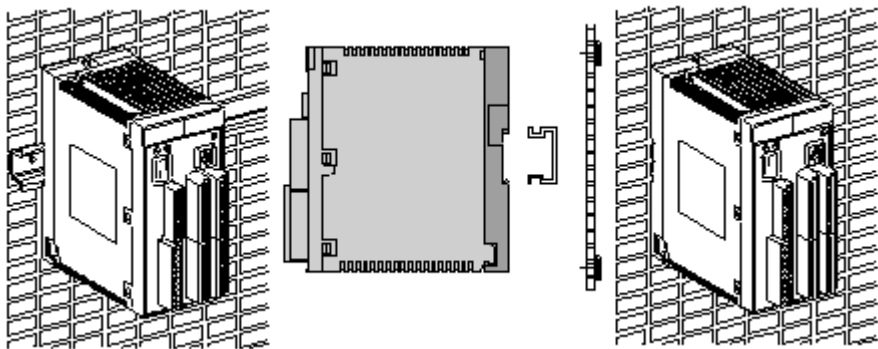


- 1 When using XPSMCTS• connectors this dimension is 153 mm (6.02 in)  
When using XPSMCTC• connectors this dimension is 151,5 mm (5.96 in)

Mounting and Clearance

Installation

---



Metal adaptor for fixing on metal: DIN rail 35 mm/1.38 in.

Wiring Diagrams

Refer to the Instruction Sheet

To download the instruction sheet, follow below procedure:



**XPSAC5121**  
module XPSAC - Emergency stop - 24 V AC DC  
 [Download XPSAC5121 product datasheet](#)

Discover XPSAC5121 by

- Characteristics
- Dimensions Drawings
- Connections and Schema
- Technical Description
- **Download & Documents**

Download & Documents 1 to 3 of 3 (Total: -1)

Instruction sheet		
XPSAC... Safety module for emergency stop and switch monitoring	English 2012-07-04	pdf (29i)
Image of product		
Emergency stop and switch monitoring	2010-11-10	{Select : }
Certificate		
Russian certificate	English 2010-07-07	pdf (60i)

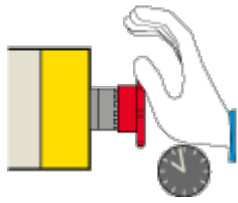
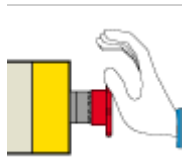
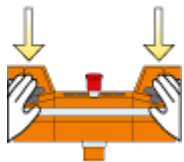
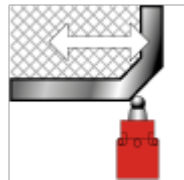
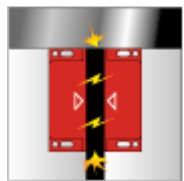
- 1



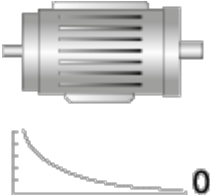
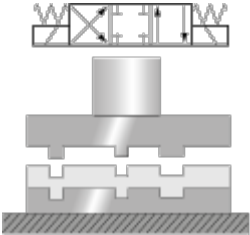
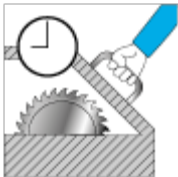
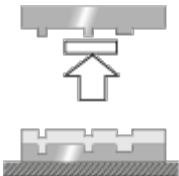
1 Click on **Download & Documents**.
- 2

2 Click on **Instruction sheet**.

Technical Description

Safety Functions

	<ul style="list-style-type: none"><li>• Emergency stop monitoring with time delay:<ul style="list-style-type: none"><li>◦ 1 channel wiring, with automatic start.</li><li>◦ 2 channel wiring, with start button.</li></ul></li></ul>
	<ul style="list-style-type: none"><li>• Emergency stop monitoring without time delay:<ul style="list-style-type: none"><li>◦ 1 channel wiring, with automatic start.</li><li>◦ 2 channel wiring, with start button.</li></ul></li></ul>
	<ul style="list-style-type: none"><li>• Two-hand control.</li></ul>
	<ul style="list-style-type: none"><li>• Guard monitoring:<ul style="list-style-type: none"><li>◦ with 1 limit switch.</li><li>◦ with 2 limit switches.</li><li>◦ with 2 limit switches, with guard locking.</li></ul></li><li>• Guard monitoring for injection presses and blowing machines.</li></ul>
	<ul style="list-style-type: none"><li>• Magnetic switch monitoring.</li></ul>

	<ul style="list-style-type: none"><li>• Sensing mat monitoring.</li></ul>
	<ul style="list-style-type: none"><li>• Light curtains monitoring:<ul style="list-style-type: none"><li>◦ Relay output type.</li><li>◦ Solid-state output type.</li></ul></li><li>• “Muting” function for light curtains.</li></ul>
	<ul style="list-style-type: none"><li>• Zero speed detection.</li></ul>
	<ul style="list-style-type: none"><li>• Dynamic monitoring of hydraulic valves on linear presses.</li></ul>
	<ul style="list-style-type: none"><li>• Safety time delays.</li></ul>
	<ul style="list-style-type: none"><li>• Monitoring safety stop at top dead centre on eccentric press.</li><li>• Hydraulic press.</li><li>• Eccentric press.</li></ul>



- Enabling switching monitoring:
  - 2 contact type.
  - 3 contact type.

Other functions:

- Foot switch monitoring
- Chain shaft breakage monitoring
- Position selector