

# Product datasheet

Specifications



## totalising counter - mechanical 7 digit display - 24 V DC

Local distributor code:  
393524002XBKT70000U00M

 **Discontinued on:** 25 Oct 2021

**EAN Code:** 3389110739770

 **Discontinued**

### Main

Range Of Product	Zelio Count
Product Or Component Type	Totalising counter
Display Type	Mechanical
Size	31 x 41.5 mm
Display Digits	7 digit(s) - 4 mm in height
Maximum Counting Frequency	20 Hz
Reset	Without
Counting Capacity	0...9 999 999
Technology Type	Electromechanical

### Complementary

[Us] Rated Supply Voltage	24 V DC Us +/- 10 %
Power Consumption In W	1.5 W
Backup Time	Permanent
Counting Mode	Adding
Input Function	Counting
Input Type	Contact
Mechanical Durability	10000000 cycles
Mounting Mode	Flush-mounted
Mounting Support	Panel mounting
Connections - Terminals	AMP lugs (connection box)
Height	31 mm
Net Weight	0.1 kg
Width	41.5 mm
Cad Overall Width	42 mm
Cad Overall Height	31 mm
Cad Overall Depth	75 mm

### Environment

Standards	EN/IEC 50081-2 EN/IEC 50082-2
-----------	----------------------------------

Disclaimer: This documentation is not intended as a substitute for and is not to be used for determining suitability or reliability of these products for specific user applications

Product Certifications	cURus
Ip Degree Of Protection	IP40 conforming to EN/IEC 60529
Ambient Air Temperature For Operation	-10...50 °C
Ambient Air Temperature For Storage	-20...60 °C
Vibration Resistance	5 gn (f= 10...150 Hz) conforming to EN/IEC 60068-2-6
Shock Resistance	30 gn for 6 ms conforming to EN/IEC 60068-2-27
Electrical Shock Protection Class	Class II conforming to IEC 60536

## Packing Units

Unit Type Of Package 1	PCE
Number Of Units In Package 1	1
Package 1 Height	4.3 cm
Package 1 Width	4.8 cm
Package 1 Length	9.2 cm
Package 1 Weight	93 g

## Contractual warranty

Warranty	18 months
----------	-----------

## Sustainability

**Green Premium™ label** is Schneider Electric's commitment to delivering products with best-in-class environmental performance. Green Premium promises compliance with the latest regulations, transparency on environmental impacts, as well as circular and low-CO<sub>2</sub> products.

**Guide to assessing product sustainability** is a white paper that clarifies global eco-label standards and how to interpret environmental declarations.

[Learn more about Green Premium >](#)

[Guide to assess a product's sustainability >](#)

## Well-being performance



Mercury Free



Rohs Exemption Information

Yes

Eu Rohs Directive

Pro-active compliance (Product out of EU RoHS legal scope)

China Rohs Regulation

[China RoHS declaration](#)

Weee

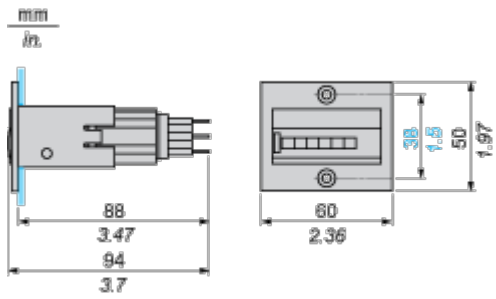
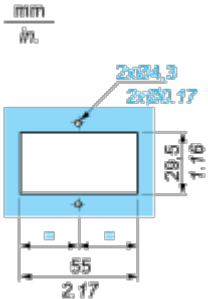
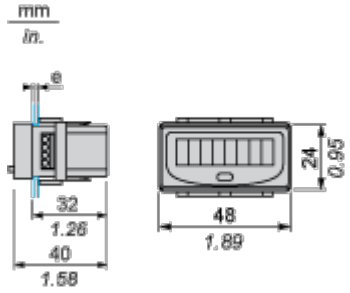
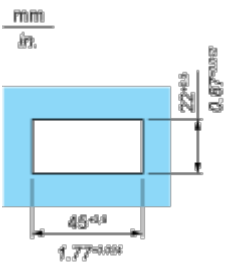
The product must be disposed on European Union markets following specific waste collection and never end up in rubbish bins

Dimensions Drawings

Electromechanical and Electronic Totalizing Counters

Dimensions, Flush-Mounting

Counters Dimensions	Flush-Mounting
XBKT50000U•M, XBKT70000U•M	
<p>mm in.</p> <p>64,2 2.53 75 2.95</p> <p>41,5 1.63 31 1.22</p>	<p>mm in.</p> <p>38,5 1.52 27 1.06</p>
XBKT60000U00M	
<p>mm in.</p> <p>33,7 1.33 42,3 1.67</p> <p>30 1.18 20 0.79</p>	<p>mm in.</p> <p>27,4 1.08 14,2 0.56</p>
XBKT60000U1•M	
<p>mm in.</p> <p>68 3.47 101,5 3.99</p> <p>60 2.36 38 1.5 50 1.97</p>	<p>mm in.</p> <p>2x24,3 2x22,17 28,5 1.16 55 2.17</p>
XBKT80000U00M	

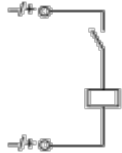
Counters Dimensions	Flush-Mounting
 <p>Technical drawing of the XBKT70000U00M component showing side and front views. Dimensions are provided in mm and in.</p> <p>Side View Dimensions:</p> <ul style="list-style-type: none"><li>Top: 88 mm (3.47 in.)</li><li>Bottom: 94 mm (3.7 in.)</li><li>Width: 3.7 in.</li></ul> <p>Front View Dimensions:</p> <ul style="list-style-type: none"><li>Top: 38 mm (1.5 in.)</li><li>Bottom: 50 mm (1.97 in.)</li><li>Width: 60 mm (2.36 in.)</li></ul>	 <p>Technical drawing of the XBKT70000U00M component showing flush-mounting dimensions. Dimensions are provided in mm and in.</p> <p>Flush-Mounting Dimensions:</p> <ul style="list-style-type: none"><li>Top: 2x24.3 mm (2x0.957 in.)</li><li>Bottom: 29.5 mm (1.16 in.)</li><li>Width: 55 mm (2.17 in.)</li></ul>
XBKT81030U33E	
 <p>Technical drawing of the XBKT81030U33E component showing side and front views. Dimensions are provided in mm and in.</p> <p>Side View Dimensions:</p> <ul style="list-style-type: none"><li>Top: 32 mm (1.26 in.)</li><li>Bottom: 40 mm (1.58 in.)</li><li>Width: 1.58 in.</li></ul> <p>Front View Dimensions:</p> <ul style="list-style-type: none"><li>Top: 24 mm (0.95 in.)</li><li>Bottom: 48 mm (1.89 in.)</li></ul>	 <p>Technical drawing of the XBKT81030U33E component showing flush-mounting dimensions. Dimensions are provided in mm and in.</p> <p>Flush-Mounting Dimensions:</p> <ul style="list-style-type: none"><li>Top: 22<sup>+0.3</sup><sub>-0.2</sub> mm (0.87<sup>+0.012</sup><sub>-0.008</sub> in.)</li><li>Bottom: 45<sup>+0.3</sup><sub>-0.2</sub> mm (1.77<sup>+0.012</sup><sub>-0.008</sub> in.)</li></ul>
e: panel thickness, 1 mm < e < 2.5 mm / 0.039 in. < e < 0.098	

Connections and Schema

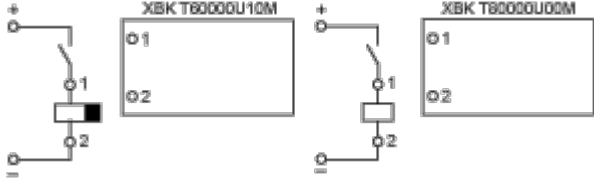
Wiring Diagrams of Electromechanical and Electronic Totalizing Counters

Counters with Mechanical Display

XBKT50000U•M, XBKT70000U00M



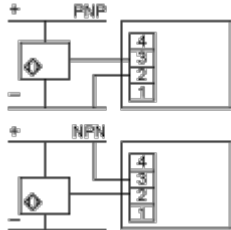
XBKT60000U1•M, XBKT80000U00M



Counters with LCD Display, Lithium Battery Supply

XBKT181030U33E

PNP Transistor, NPN Transistor



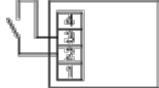
- 1: Keylock
- 2: 0 V
- 3: Count
- 4: Reset

Reset Key Locking Facility



- 1: Keylock
- 2: 0 V
- 3: Count
- 4: Reset

Volt-free Contact



- 1: Keylock
- 2: 0 V
- 3: Count
- 4: Reset

