


Product datasheet

Specifications



totalising counter - mechanical 6 digit display - 24 V DC

Local distributor code:
389858724XBKT60000U10M

 **Discontinued on:** 9 Feb 2023

EAN Code: 3389110739756

 **Discontinued**

Main

Range Of Product	Zelio Count
Product Or Component Type	Totalising counter
Display Type	Mechanical
Size	50 x 60 mm
Display Digits	6 digit(s) - 4 mm in height
Maximum Counting Frequency	25 Hz
Reset	Manual
Counting Capacity	0...999 999
Technology Type	Electromechanical

Complementary

[Us] Rated Supply Voltage	24 V DC Us +/- 10 %
Power Consumption In W	2.5 W
Backup Time	Permanent
Counting Mode	Adding
Input Function	Counting
Input Type	Contact
Mechanical Durability	200000000 cycles
Mounting Mode	Flush-mounted
Mounting Support	Panel mounting
Connections - Terminals	AMP lugs (connection box)
Height	50 mm
Net Weight	0.15 kg
Width	60 mm
Cad Overall Width	60 mm
Cad Overall Height	50 mm
Cad Overall Depth	102 mm

Environment

Standards	EN/IEC 50082-2 EN/IEC 50081-2
-----------	----------------------------------

Disclaimer: This documentation is not intended as a substitute for and is not to be used for determining suitability or reliability of these products for specific user applications

Product Certifications	cURus
Ip Degree Of Protection	IP40 conforming to EN/IEC 60529
Ambient Air Temperature For Operation	-10...50 °C
Ambient Air Temperature For Storage	-20...60 °C
Vibration Resistance	5 gn (f= 10...150 Hz) conforming to EN/IEC 60068-2-6
Shock Resistance	30 gn for 6 ms conforming to EN/IEC 60068-2-27
Electrical Shock Protection Class	Class II conforming to IEC 60536

Packing Units

Unit Type Of Package 1	PCE
Number Of Units In Package 1	1
Package 1 Height	7.8 cm
Package 1 Width	15.6 cm
Package 1 Length	12 cm
Package 1 Weight	192 g

Contractual warranty

Warranty	18 months
----------	-----------

Sustainability



Green Premium™ label is Schneider Electric's commitment to delivering products with best-in-class environmental performance. Green Premium promises compliance with the latest regulations, transparency on environmental impacts, as well as circular and low-CO₂ products.

Guide to assessing product sustainability is a white paper that clarifies global eco-label standards and how to interpret environmental declarations.

[Learn more about Green Premium >](#)

[Guide to assess a product's sustainability >](#)

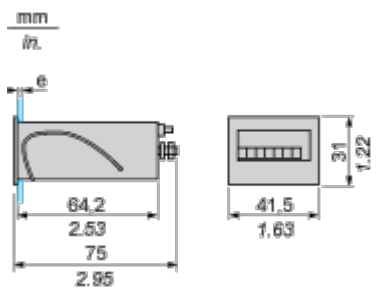
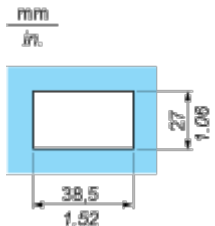
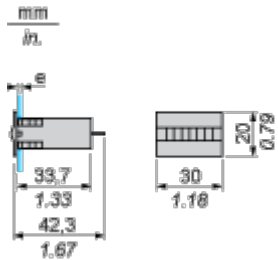
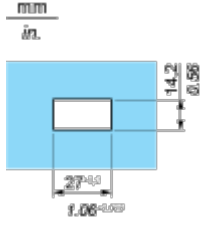
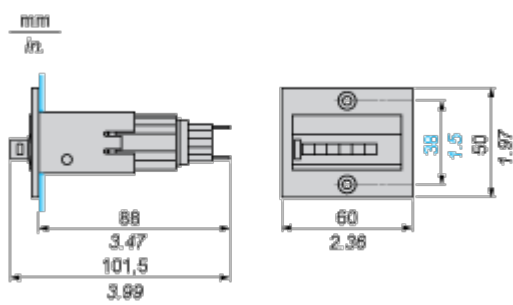
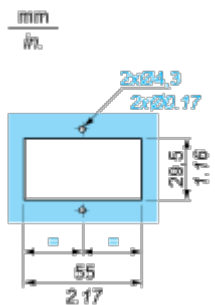
Well-being performance

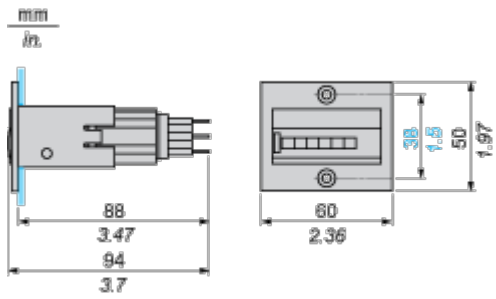
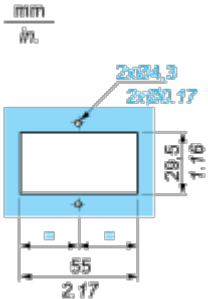
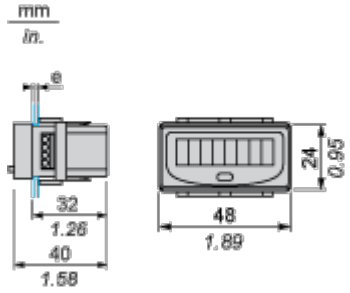
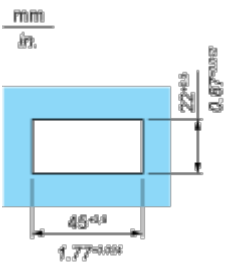
 Mercury Free	
 Rohs Exemption Information	Yes
Eu Rohs Directive	Pro-active compliance (Product out of EU RoHS legal scope)
China Rohs Regulation	China RoHS declaration
Weee	The product must be disposed on European Union markets following specific waste collection and never end up in rubbish bins

Dimensions Drawings

Electromechanical and Electronic Totalizing Counters

Dimensions, Flush-Mounting

Counters Dimensions	Flush-Mounting
XBKT50000U••M, XBKT70000U••M	
 <p>mm in.</p> <p>64,2 2.53 75 2.95</p> <p>41,5 1.63 31 1.22</p>	 <p>mm in.</p> <p>38,5 1.52 27 1.06</p>
XBKT60000U00M	
 <p>mm in.</p> <p>33,7 1.33 42,3 1.67</p> <p>30 1.18 20 0.79</p>	 <p>mm in.</p> <p>27,4 1.08 14,2 0.56</p>
XBKT60000U1•M	
 <p>mm in.</p> <p>68 3.47 101,5 3.99</p> <p>60 2.36 38 1.5 50 1.97</p>	 <p>mm in.</p> <p>2x24,3 2x22,17 28,5 1.16 55 2.17</p>
XBKT80000U00M	

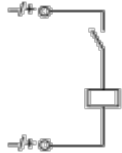
Counters Dimensions	Flush-Mounting
 <p>Technical drawing of the XBKT60000U10M component showing side and front views with dimensions in mm and in.</p> <p>Side View Dimensions:</p> <ul style="list-style-type: none">mm: 88, 3.47, 94, 3.7in: 3.47, 1.36, 3.7, 1.46 <p>Front View Dimensions:</p> <ul style="list-style-type: none">mm: 60, 2.36, 38, 1.5, 50, 1.97in: 2.36, 1.57, 1.5, 0.59, 1.97	 <p>Technical drawing of the XBKT60000U10M component showing flush-mounting dimensions in mm and in.</p> <p>Flush-Mounting Dimensions:</p> <ul style="list-style-type: none">mm: 29.5, 1.16, 55, 2.17in: 1.16, 2.17 <p>Mounting Hole Dimensions:</p> <ul style="list-style-type: none">mm: 2x24.3, 2x22.17in: 0.96, 0.87
XBKT81030U33E	
 <p>Technical drawing of the XBKT81030U33E component showing side and front views with dimensions in mm and in.</p> <p>Side View Dimensions:</p> <ul style="list-style-type: none">mm: 32, 1.26, 40, 1.58in: 1.26, 0.5, 1.58 <p>Front View Dimensions:</p> <ul style="list-style-type: none">mm: 48, 1.89, 24, 0.95in: 1.89, 0.95	 <p>Technical drawing of the XBKT81030U33E component showing flush-mounting dimensions in mm and in.</p> <p>Flush-Mounting Dimensions:</p> <ul style="list-style-type: none">mm: 45^{+0.4}, 1.77^{+0.016}, 22^{+0.5}, 0.87^{+0.02}in: 1.77^{+0.016}, 0.87^{+0.02}
e: panel thickness, 1 mm < e < 2.5 mm / 0.039 in. < e < 0.098	

Connections and Schema

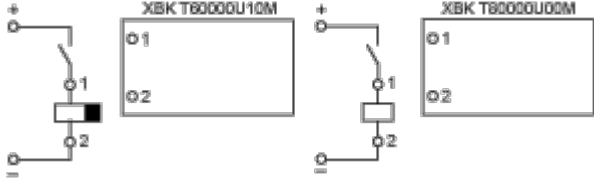
Wiring Diagrams of Electromechanical and Electronic Totalizing Counters

Counters with Mechanical Display

XBKT50000U••M, XBKT70000U00M



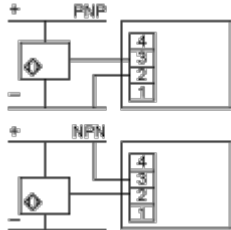
XBKT60000U1•M, XBKT80000U00M



Counters with LCD Display, Lithium Battery Supply

XBKT181030U33E

PNP Transistor, NPN Transistor



- 1: Keylock
- 2: 0 V
- 3: Count
- 4: Reset

Reset Key Locking Facility



- 1: Keylock
- 2: 0 V
- 3: Count
- 4: Reset

Volt-free Contact



- 1: Keylock
- 2: 0 V
- 3: Count
- 4: Reset

