Product datasheet

Specifications

Green Premium™

Discontinued

Interface plug-in relay, 10 A, 1 CO, clear cover, 6 V DC

RXG15RD

Discontinued on: 1 Jul 2020

EAN Code: 3606480688935

Main

Range Of Product	Harmony Relay
Series Name	Interface relay
Product Or Component Type	Plug-in relay
Device Short Name	RXG
Contacts Type And Composition	1 C/O
[Ithe] Conventional Enclosed Thermal Current	10 A at -40…55 °C

Complementary

[Ie] Rated Operational Current	10 A at 30 V (DC) conforming to UL 10 A at 30 V (DC) conforming to IEC 10 A at 250 V (AC) conforming to IEC 10 A at 250 V (AC) conforming to UL
Electrical Durability	100000 cycles for NO resistive load at 55 °C 100000 cycles for NC resistive load at 55 °C
Coil Resistance	68 Ohm +/- 10 %
Shock Resistance	20 gn in operation 100 gn not in operation
Mounting Position	Any position
[Uc] Control Circuit Voltage	6 V DC
Colour Of Cover	Transparent
Drop-Out Voltage Threshold	>= 0.1 Uc DC
Load Current	10 A at 250 V AC
Minimum Switching Capacity	500 mW at 100 mA, 5 V DC
Maximum Switching Capacity	2500 VA
Torque Value	0.8 N.m
Contact Resistance	100 mOhm
Insulation Resistance	1000 MOhm at 500 V DC
Electrical Insulation Class	Class F
Mechanical Durability	10000000 cycles
Safety Reliability Data	B10d = 100000
Operating Time	20 ms
Reset Time	20 ms

Disclaimer: This documentation is not intended as a substitute for and is not to be used for determining suitability or reliability of these products for specific user applications

Overvoltage Category	III
Maximum Switching Voltage	250 V AC 30 V DC
Protection Category	RT I
Operating Rate	<= 1800 cycles/hour under load <= 18000 cycles/hour no-load
Pollution Degree	2
Utilisation Coefficient	20 %
[Ui] Rated Insulation Voltage	250 V conforming to IEC 300 V conforming to CSA 300 V conforming to UL
Dielectric Strength	1000 V AC between contacts with micro disconnection 5000 V AC between coil and contact with reinforced insulation
Test Levels	Level A group mounting
Device Presentation	Complete product
Contacts Material	Silver alloy (AgSnO2In2O3)
Net Weight	0.018 kg

Environment

Standards	IEC 61810-1 CSA C22.2 No 14 UL 508
Product Certifications	EAC CSA CE UL
Ambient Air Temperature For Storage	-40…85 °C
Ambient Air Temperature For Operation	-40…70 °C
Ip Degree Of Protection	IP40
Relative Humidity	10…85 %
Vibration Resistance	3 gn, amplitude = +/- 0.75 mm (f = 10…150 Hz)in operation 5 gn, amplitude = +/- 0.75 mm (f = 10…150 Hz)not in operation

Packing Units

Unit Type Of Package 1	PCE
Number Of Units In Package 1	1

Contractual warranty

Warranty	18 months

Sustainability

Green Premium™ label is Schneider Electric's commitment to delivering products with best-in-class environmental performance. Green Premium promises compliance with the latest regulations, transparency on environmental impacts, as well as circular and low-CO_2 products.

Guide to assessing product sustainability is a white paper that clarifies global eco-label standards and how to interpret environmental declarations.

Learn more about Green Premium >

Guide to assess a product's sustainability >

Transparency RoHS/REACh

Well-being performance

Reach Free Of Svhc	
Toxic Heavy Metal Free	
Mercury Free	
Rohs Exemption Information	Yes

Certifications & Standards

Reach Regulation	REACh Declaration
Eu Rohs Directive	Pro-active compliance (Product out of EU RoHS legal scope) EU RoHS Declaration
China Rohs Regulation	China RoHS declaration
Environmental Disclosure	Product Environmental Profile
Circularity Profile	No need of specific recycling operations

Dimensions Drawings

Dimensions

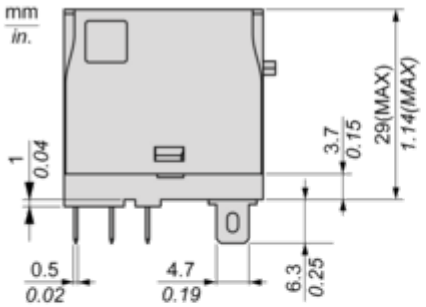

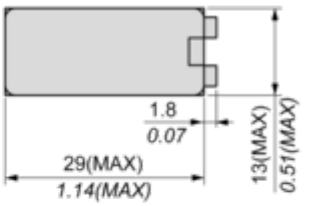

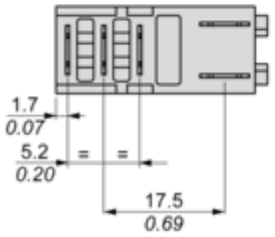

Connections and Schema

Wiring Diagram

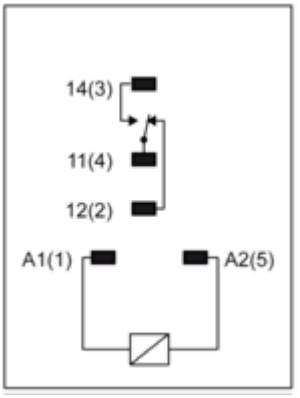

Performance Curves

Performance Curves

Maximum Switching Capacity

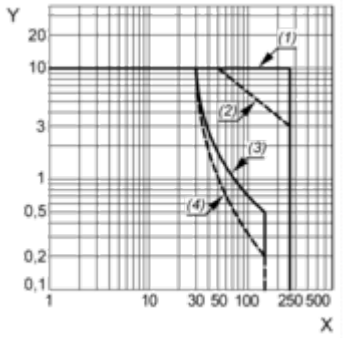

X : Switching voltage (V)
Y : Switching current (A)
(1) AC Resistive Load
(2) AC Inductive Load cos(Ø)=0.4
(3) DC Resistive Load
(4) DC Inductive Load (L/R=7ms)

Life Expectancy

Resistive Load

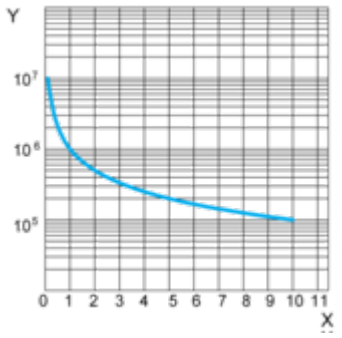

X : Contact Current (A)
Y : Operating Cycle Number

Life Expectancy

Inductive Load

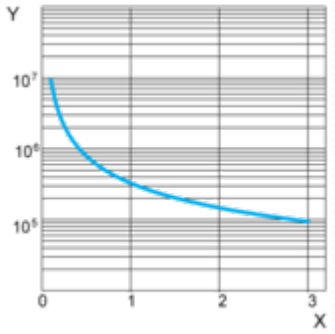

X : Contact Current (A)
Y : Operating Cycle Number

NOTE: These are typical curves, actual durability depends on load, environment, duty cycle, etc.

Coil Operating Range

DC Coil Operating Range VS Ambient Temperature

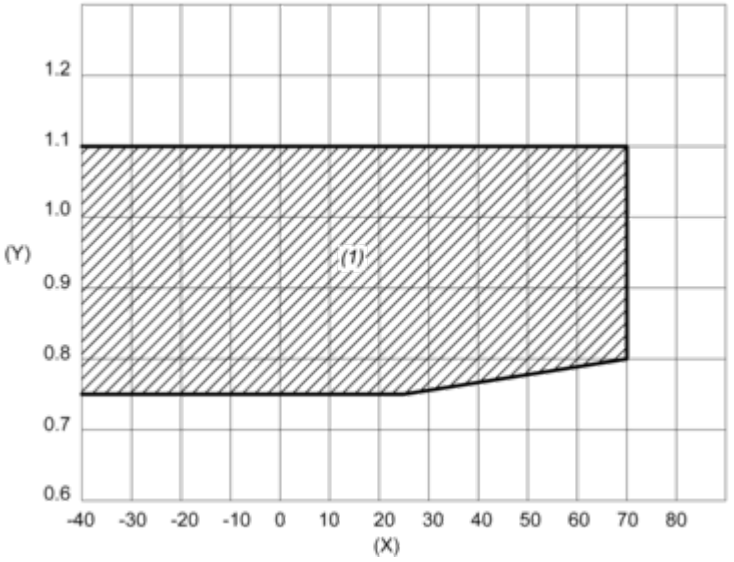

X : Ambient temperature (°C)
Y : Coil voltage (U/Uc)
(1) Permitted operating range area