Product datasheet

Specifications

Green Premium™

multifunction voltage control relay RM35-U - range 0.05..5 V

Local distributor code:

389834997 RM35UA11MW

EAN Code: 3389119405294

Main

Range Of Product	Harmony Control Relays
Relay Type	Multifunction voltage control relay
Product Or Component Type	Voltage control relay
Relay Name	RM35UA
Relay Monitored Parameters	Overvoltage or undervoltage detection
Time Delay	Adjustable 0.3...30 s, 0 + 10 % Tt- time delay upon fault
Switching Capacity In Va	1250 VA
Measurement Range	0.05...5 V AC/DC
Contacts Type And Composition	2 C/O

Complementary

Reset Time	1500 ms time delay
Maximum Switching Voltage	250 V AC/DC
Minimum Switching Current	10 mA at 5 V DC
Maximum Switching Current	5 A AC/DC
Operating Voltage Tolerance	- 15 % + 10 % Un
Supply Voltage Limits	20.4…264 V AC/DC
Power Consumption In Va	0…3.5 VA AC
Maximum Power Consumption In W	0.6 W DC
Control Circuit Frequency	40...70 Hz +/- 10 %
Immunity To Microbreaks	10 ms
Resistance Across Terminals	30 mOhm at E2-M terminals 5 mOhm at E1-M terminals 50 mOhm at E3-M terminals
Output Contacts	2 C/O
Nominal Output Current	5 A
Hysteresis	5…50 % of threshold setting
Measurement Accuracy	+/- 10 % of the full scale value
Polarity	Non reversible polarity on DC supply
Delay At Power Up	600 ms
Maximum Measuring Cycle	30 ms measurement cycle as true rms value

Disclaimer: This documentation is not intended as a substitute for and is not to be used for determining suitability or reliability of these products for specific user applications

Repeat Accuracy	+/- 0.5 % for input and measurement circuit +/- 2 % for time delay
Measurement Error	+/- 0.05 %/°C with temperature variation < 1 % over the whole range with voltage variation
Sensitivity Scale	0.05...0.5 V E1-M terminals 0.3...3 V E2-M terminals 0.5...5 V E3-M terminals
Threshold Setting	10...100 %
Quality Labels	CE
Insulation Resistance	> 500 MOhm at 500 V DC between supply and relay output conforming to IEC 60255-5 > 500 MOhm at 500 V DC between measurement and relay output conforming to IEC 60664-1 > 1 MOhm at 500 V DC between supply and measurement conforming to IEC 60255-5 > 500 MOhm at 500 V DC between supply and relay output conforming to IEC 60664-1 > 500 MOhm at 500 V DC between measurement and relay output conforming to IEC 60255-5 > 1 MOhm at 500 V DC between supply and measurement conforming to IEC 60664-1
Operating Position	Any position without derating
Local Signalling	LED (green) for power ON LED (yellow) for relay ON
Overvoltage Category	III conforming to IEC 60664-1
[Ui] Rated Insulation Voltage	250 V conforming to IEC 60664-1 600 V conforming to IEC 60664-1
Connections - Terminals	Screw terminals, 1 x 0.5...1 x 4 mm² (AWG 20...AWG 11) solid without cable end Screw terminals, 2 x 0.5...2 x 2.5 mm² (AWG 20...AWG 14) solid without cable end Screw terminals, 1 x 0.2...2 x 2.5 mm² (AWG 24...AWG 12) flexible with cable end Screw terminals, 2 x 0.2...2 x 1.5 mm² (AWG 24...AWG 16) flexible with cable end
Tightening Torque	0.6…1 N.m conforming to IEC 60947-1
Housing Material	Self-extinguishing plastic
Mounting Support	35 mm symmetrical DIN rail conforming to IEC 60715
Electrical Durability	100000 cycles
Mechanical Durability	30000000 cycles
Operating Rate	<= 360 operations/hour full load
Utilisation Category	AC-12 conforming to IEC 60947-5-1 AC-13 conforming to IEC 60947-5-1 AC-14 conforming to IEC 60947-5-1 AC-15 conforming to IEC 60947-5-1 DC-12 conforming to IEC 60947-5-1 DC-13 conforming to IEC 60947-5-1 DC-14 conforming to IEC 60947-5-1
[Un] Rated Nominal Voltage	24...240 V AC/DC 50/60 Hz
Safety Reliability Data	B10d = 290000 MTTFd = 308.2 years
Control Type	Without test button
Width	35 mm
Net Weight	0.08 kg

Environment

Electromagnetic Compatibility	Emission standard for industrial environments conforming to IEC 61000-6-4 Emission standard for residential, commercial and light-industrial environments conforming to IEC 61000-6-3 Immunity for industrial environments conforming to NF EN/IEC 61000-6-2

Ambient Air Temperature For Operation	-20…50 °C
Vibration Resistance	0.35 mm (f= 5…57.6 Hz) conforming to IEC 60068-2-6 1 gn (f= 57.6…150 Hz) conforming to IEC 60255-21-1
Shock Resistance	5 gn conforming to IEC 60068-2-27
Standards	IEC 60255-6
Product Certifications	GOST CSA GL UL C-Tick
Ambient Air Temperature For Storage	-40…70 °C
Relative Humidity	95 % at 55 °C conforming to IEC 60068-2-30
Ip Degree Of Protection	IP20 (terminals) conforming to IEC 60529 IP30 (casing) conforming to IEC 60529
Pollution Degree	3 conforming to IEC 60664-1
Directives	73/23/EEC - low voltage directive 89/336/EEC - electromagnetic compatibility
Dielectric Test Voltage	2 kV, 1 min AC 50 Hz conforming to IEC 60255-5 2 kV, 1 min AC 50 Hz conforming to IEC 60664-1
Non-Dissipating Shock Wave	4 kV conforming to IEC 60255-5 4 kV conforming to IEC 60664-1 4 kV conforming to IEC 61000-4-5

Packing Units

Unit Type Of Package 1	PCE
Number Of Units In Package 1	1
Package 1 Height	4.500 cm
Package 1 Width	9.600 cm
Package 1 Length	7.800 cm
Package 1 Weight	140.000 g
Unit Type Of Package 2	S03
Number Of Units In Package 2	48
Package 2 Height	30.000 cm
Package 2 Width	30.000 cm
Package 2 Length	40.000 cm
Package 2 Weight	7.475 kg

Contractual warranty

Warranty	18 months

Sustainability

Green Premium™ label is Schneider Electric's commitment to delivering products with best-in-class environmental performance. Green Premium promises compliance with the latest regulations, transparency on environmental impacts, as well as circular and low-CO_2 products.

Guide to assessing product sustainability is a white paper that clarifies global eco-label standards and how to interpret environmental declarations.

Learn more about Green Premium >

Guide to assess a product's sustainability >

Transparency RoHS/REACh

Well-being performance

Mercury Free

Rohs Exemption Information	Yes

Certifications & Standards

Reach Regulation	REACh Declaration
Eu Rohs Directive	Pro-active compliance (Product out of EU RoHS legal scope)
China Rohs Regulation	China RoHS declaration
Environmental Disclosure	Product Environmental Profile
Weee	The product must be disposed on European Union markets following specific waste collection and never end up in rubbish bins
Circularity Profile	End of Life Information

Dimensions Drawings

Multifunction Voltage Control Relays

Dimensions and Mounting

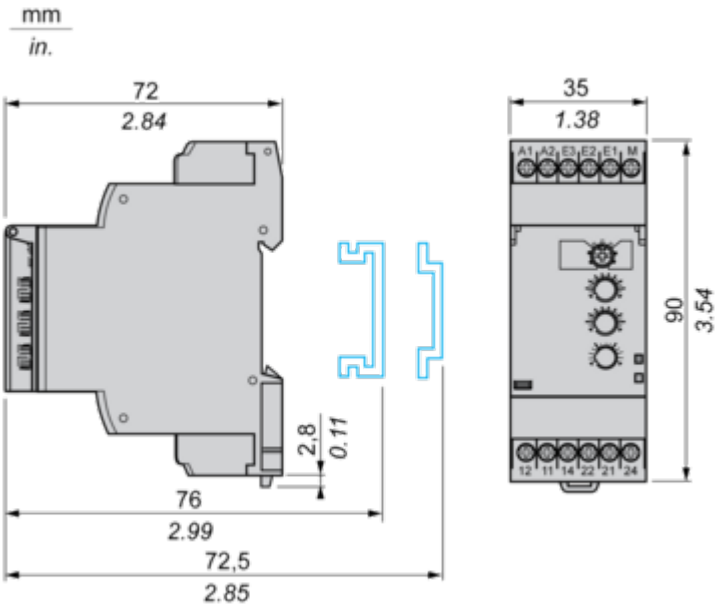

Connections and Schema

Multifunction Voltage Control Relays

Wiring Diagram

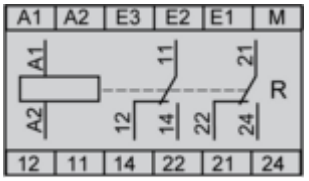

Technical Description

Function Diagrams

Undervoltage Control

Without memory ("No Memory" mode)

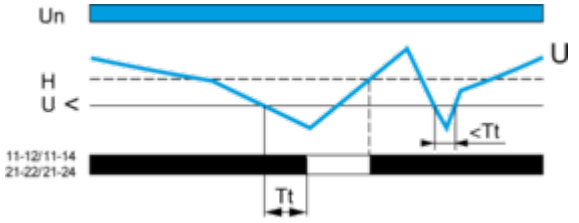

With memory ("Memory" mode)

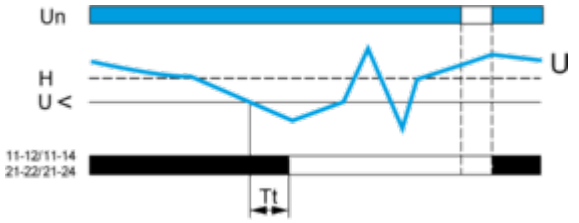

Overvoltage Control

Without memory ("No Memory" mode)

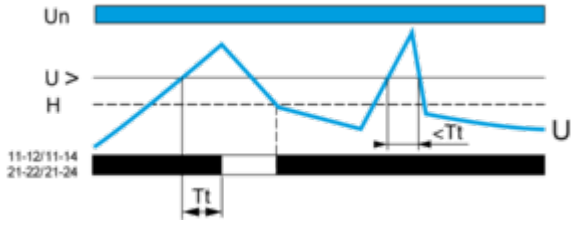

With memory ("Memory" mode)

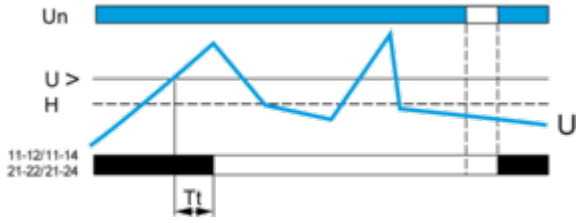

Legend

Tt Time delay after crossing of threshold
Un Nominal supply voltage
U Monitored supply voltage
H Hysteresis
U> Overvoltage threshold
U< Undervoltage threshold
11-12/11-14, 21-22/21-24 Output relay connections
Relay status: black color = energized.

NOTE: In "Memory" mode, the relay opens when crossing of the threshold is detected and then stays in that position. The power supply voltage must be switched off to reset the product.