

# Product datasheet

Specifications



Advanced control unit, TeSys U, 4.5-18A, 3P motors, protection & diagnostic, class 10, coil 48-72V AC/DC

Local distributor code:  
389810652

LUCB18ES

❗ Discontinued

❗ Discontinued on: 9 Feb 2023

EAN Code: 3389110364224

## Main

Range	TeSys
Range Of Product	TeSys Ultra
Product Name	TeSys Ultra
Device Short Name	LUCB
Product Or Component Type	Advanced control unit
Device Application	Motor control Motor protection
Product Specific Application	Basic protection and advanced functions, communication
Main Function Available	Protection against overload and short-circuit Protection against phase failure and phase imbalance Manual reset Earth fault protection
Product Compatibility	Power base LUB32 Power base LUB38 Power base LUB320 Power base LUB380 Reversing contactor breaker LU2B32ES
[Ue] Rated Operational Voltage	690 V AC
Network Frequency	40...60 Hz
Load Type	3-phase motor - cooling: self-cooled
Utilisation Category	AC-44 AC-43 AC-41
Motor Power Kw	7.5 kW at 400...440 V AC 50/60 Hz 9 kW at 500 V AC 50/60 Hz 15 kW at 690 V AC 50/60 Hz
Rated Motor Current Adjustment Range	4.5...18 A
Thermal Overload Class	Class 10 - frequency limit: 40...60 Hz - temperature compensation: -25...70 °C conforming to IEC 60947-6-2 Class 10 - frequency limit: 40...60 Hz - temperature compensation: -25...70 °C conforming to UL 508
Tripping Threshold	14.2 x Ir +/- 20 %
Phase Failure Sensitivity	Yes
[Uc] Control Circuit Voltage	48 V AC 48...72 V DC

## Complementary

Disclaimer: This documentation is not intended as a substitute for and is not to be used for determining suitability or reliability of these products for specific user applications

Control Circuit Voltage Limits	38.5...72 V for AC circuit 48 V in operation 38.5...93 V for DC circuit 48...72 V in operation 29 V for AC circuit 48 V drop-out 29 V for DC circuit 48...72 V drop-out
Typical Current Consumption	280 mA at 48 V AC I maximum while closing with LUB32 280 mA at 48 V AC I maximum while closing with LUB38 280 mA at 48...72 V DC I maximum while closing with LUB32 280 mA at 48...72 V DC I maximum while closing with LUB38 45 mA at 48 V AC I rms sealed with LUB32 45 mA at 48 V AC I rms sealed with LUB38 45 mA at 48...72 V DC I rms sealed with LUB32 45 mA at 48...72 V DC I rms sealed with LUB38
Heat Dissipation	3 W for control circuit with LUB32 3 W for control circuit with LUB38
Operating Time	35 ms opening with LUB32 for control circuit 35 ms opening with LUB38 for control circuit 60 ms closing with LUB32 for control circuit 60 ms closing with LUB38 for control circuit
Reset	Manual reset
Standards	EN 60947-6-2 IEC 60947-6-2 UL 60947-4-1, with phase barrier CSA C22.2 No 60947-4-1, with phase barrier
Product Certifications	CE UL CSA CCC EAC ASEFA ATEX Marine
[Ui] Rated Insulation Voltage	690 V conforming to IEC 60947-6-2 600 V conforming to UL 60947-4-1 600 V conforming to CSA C22.2 No 60947-4-1
[Uimp] Rated Impulse Withstand Voltage	6 kV conforming to IEC 60947-6-2
Safe Separation Of Circuit	400 V SELV between the control and auxiliary circuits conforming to IEC 60947-1 400 V SELV between the control or auxiliary circuit and the main circuit conforming to IEC 60947-1
Fixing Mode	Plug-in (front face)
Width	45 mm
Height	66 mm
Depth	60 mm
Compatibility Code	LUCB

## Environment

Ip Degree Of Protection	IP20 front panel and wired terminals conforming to IEC 60947-1 IP20 other faces conforming to IEC 60947-1 IP40 front panel outside connection zone conforming to IEC 60947-1
Protective Treatment	TH conforming to IEC 60068
Ambient Air Temperature For Operation	-25...70 °C
Ambient Air Temperature For Storage	-40...85 °C
Operating Altitude	2000 m
Fire Resistance	960 °C parts supporting live components conforming to IEC 60695-2-12 650 °C conforming to IEC 60695-2-12
Shock Resistance	10 gn power poles open conforming to IEC 60068-2-27 15 gn power poles closed conforming to IEC 60068-2-27

Vibration Resistance	2 gn, 5...300 Hz, power poles open conforming to IEC 60068-2-6 4 gn, 5...300 Hz, power poles closed conforming to IEC 60068-2-6
Resistance To Electrostatic Discharge	8 kV level 3 in open air conforming to IEC 61000-4-2 8 kV level 4 on contact conforming to IEC 61000-4-2
Non-Dissipating Shock Wave	1 kV serial mode conforming to IEC 60947-6-2 2 kV common mode conforming to IEC 60947-6-2
Resistance To Radiated Fields	10 V/m 3 conforming to IEC 61000-4-3
Resistance To Fast Transients	2 kV class 3 serial link conforming to IEC 61000-4-4 4 kV class 4 all circuits except for serial link conforming to IEC 61000-4-4
Immunity To Radioelectric Fields	10 V conforming to IEC 61000-4-6
Immunity To Microbreaks	3 ms
Immunity To Voltage Dips	70 % / 500 ms conforming to IEC 61000-4-11

## Packing Units

Unit Type Of Package 1	PCE
Number Of Units In Package 1	1
Package 1 Height	5.5 cm
Package 1 Width	8.5 cm
Package 1 Length	10.2 cm
Package 1 Weight	140.0 g
Unit Type Of Package 2	S02
Number Of Units In Package 2	23
Package 2 Height	15.0 cm
Package 2 Width	30.0 cm
Package 2 Length	40.0 cm
Package 2 Weight	3.425 kg

## Contractual warranty

Warranty	18 months
----------	-----------

Sustainability



**Green Premium™ label** is Schneider Electric’s commitment to delivering products with best-in-class environmental performance. Green Premium promises compliance with the latest regulations, transparency on environmental impacts, as well as circular and low-CO<sub>2</sub> products.

**Guide to assessing product sustainability** is a white paper that clarifies global eco-label standards and how to interpret environmental declarations.





[Learn more about Green Premium >](#)

[Guide to assess a product’s sustainability >](#)



Transparency   RoHS/REACH

## Well-being performance

 Mercury Free	
 Rohs Exemption Information	<a href="#">Yes</a>
 Pvc Free	
 Halogen Free Plastic Parts Product	

## Certifications & Standards

Reach Regulation	<a href="#">REACH Declaration</a>
Eu Rohs Directive	Compliant with Exemptions
China Rohs Regulation	<a href="#">China RoHS declaration</a> Product out of China RoHS scope. Substance declaration for your information
Environmental Disclosure	<a href="#">Product Environmental Profile</a>
Weee	The product must be disposed on European Union markets following specific waste collection and never end up in rubbish bins
Circularity Profile	<a href="#">End of Life Information</a>