



Price* : 210.05 GBP



Main

Range	TeSys
Product name	TeSys D
Product or component type	Contacteur
Device short name	LC1D
Contacteur application	Resistive load Motor control
Utilisation category	AC-3 AC-4 AC-1
Poles description	3P
Power pole contact composition	3 NO
[Ue] rated operational voltage	Power circuit: ≤ 690 V AC 25...400 Hz Power circuit: ≤ 300 V DC
[Ie] rated operational current	50 A (at ≤ 60 °C) at ≤ 440 V AC AC-3for power circuit 80 A (at ≤ 60 °C) at ≤ 440 V AC AC-1for power circuit
Motor power kW	15 kW at 220...230 V AC 50/60 Hz (AC-3) 22 kW at 380...400 V AC 50/60 Hz (AC-3) 30 kW at 500 V AC 50/60 Hz (AC-3) 33 kW at 660...690 V AC 50/60 Hz (AC-3) 25 kW at 415 V AC 50/60 Hz (AC-3) 30 kW at 440 V AC 50/60 Hz (AC-3) 11 kW at 400 V AC 50/60 Hz (AC-4)
Motor power HP (UL / CSA)	3 hp at 115 V AC 50/60 Hz for 1 phase motors 7.5 hp at 230/240 V AC 50/60 Hz for 1 phase motors 15 hp at 200/208 V AC 50/60 Hz for 3 phases motors 15 hp at 230/240 V AC 50/60 Hz for 3 phases motors 40 hp at 460/480 V AC 50/60 Hz for 3 phases motors 40 hp at 575/600 V AC 50/60 Hz for 3 phases motors
Control circuit type	DC standard
[Uc] control circuit voltage	125 V DC
Auxiliary contact composition	1 NO + 1 NC
[Uimp] rated impulse withstand voltage	6 kV conforming to IEC 60947

Disclaimer: This documentation is not intended as a substitute for and is not to be used for determining suitability or reliability of these products for specific user applications

Overvoltage category	III
[Ith] conventional free air thermal current	10 A (at 60 °C)for signalling circuit 80 A (at 60 °C)for power circuit
Irms rated making capacity	140 A ACfor signalling circuit conforming to IEC 60947-5-1 250 A DCfor signalling circuit conforming to IEC 60947-5-1 900 A at 440 Vfor power circuit conforming to IEC 60947
Rated breaking capacity	900 A at 440 Vfor power circuit conforming to IEC 60947
[Icw] rated short-time withstand current	400 A 40 °C - 10 sfor power circuit 810 A 40 °C - 1 sfor power circuit 84 A 40 °C - 10 minfor power circuit 208 A 40 °C - 1 minfor power circuit 100 A - 1 sfor signalling circuit 120 A - 500 msfor signalling circuit 140 A - 100 msfor signalling circuit
Associated fuse rating	10 A gGfor signalling circuit conforming to IEC 60947-5-1 100 A gG at <= 690 V coordination type 1for power circuit 100 A gG at <= 690 V coordination type 2for power circuit
Average impedance	1.5 mOhm - Ith 80 A 50 Hzfor power circuit
[Ui] rated insulation voltage	Power circuit: 600 V CSA certified Power circuit: 600 V UL certified Signalling circuit: 690 V conforming to IEC 60947-1 Signalling circuit: 600 V CSA certified Signalling circuit: 600 V UL certified Power circuit: 690 V conforming to IEC 60947-4-1
Electrical durability	1.45 Mcycles 50 A AC-3 at Ue <= 440 V 0.5 Mcycles 80 A AC-1 at Ue <= 440 V
Power dissipation per pole	3.7 W AC-3 9.6 W AC-1
Safety cover	With
Mounting support	Plate Rail
Standards	CSA C22.2 No 14 EN 60947-4-1 EN 60947-5-1 IEC 60947-4-1 IEC 60947-5-1 UL 508
Product certifications	LROS (Lloyds register of shipping) BV DNV GOST CSA UL CCC GL RINA
Connections - terminals	Power circuit: EverLink BTR screw connectors 1 cable(s) 1...35 mm ² flexible without cable end Power circuit: EverLink BTR screw connectors 2 cable(s) 1...25 mm ² flexible without cable end Power circuit: EverLink BTR screw connectors 1 cable(s) 1...35 mm ² flexible with cable end Power circuit: EverLink BTR screw connectors 2 cable(s) 1...25 mm ² flexible with cable end Power circuit: EverLink BTR screw connectors 1 cable(s) 1...35 mm ² solid without cable end Power circuit: EverLink BTR screw connectors 2 cable(s) 1...25 mm ² solid without cable end Control circuit: spring terminals 1 cable(s) 2.5 mm ² flexible without cable end Control circuit: spring terminals 2 cable(s) 2.5 mm ² flexible without cable end
Tightening torque	Power circuit: 8 N.m - on EverLink BTR screw connectors - cable 25...35 mm ² hexagonal 4 mm Power circuit: 5 N.m - on EverLink BTR screw connectors - cable 1...25 mm ² hexagonal 4 mm
Operating time	42.5...57.5 ms closing 16...24 ms opening
Safety reliability level	B10d = 1369863 cycles contactor with nominal load conforming to EN/ISO 13849-1 B10d = 20000000 cycles contactor with mechanical load conforming to EN/ISO 13849-1
Mechanical durability	10 Mcycles
Maximum operating rate	3600 cyc/h 60 °C

Complementary





Coil technology	Built-in bidirectional peak limiting diode suppressor
-----------------	---

Control circuit voltage limits	Drop-out: 0.1...0.3 U _c DC (at 60 °C) Operational: 0.75...1.25 U _c DC (at 60 °C)
Time constant	34 ms
Inrush power in W	19 W (at 20 °C)
Hold-in power consumption in W	7.4 W at 20 °C
Auxiliary contacts type	type mechanically linked 1 NO + 1 NC conforming to IEC 60947-5-1 type mirror contact 1 NC conforming to IEC 60947-4-1
Signalling circuit frequency	25...400 Hz
Minimum switching current	5 mA for signalling circuit
Minimum switching voltage	17 V for signalling circuit
Non-overlap time	1.5 ms on de-energisation between NC and NO contact 1.5 ms on energisation between NC and NO contact
Insulation resistance	> 10 MΩ for signalling circuit

Environment

IP degree of protection	IP20 front face conforming to IEC 60529
Protective treatment	TH conforming to IEC 60068-2-30
Pollution degree	3
Ambient air temperature for operation	-5...60 °C
Ambient air temperature for storage	-60...80 °C
Permissible ambient air temperature around the device	-40...70 °C at U _c
Operating altitude	3000 m without derating
Fire resistance	850 °C conforming to IEC 60695-2-1
Flame retardance	V1 conforming to UL 94
Mechanical robustness	Vibrations contactor open: 2 Gn, 5...300 Hz Vibrations contactor closed: 4 Gn, 5...300 Hz Shocks contactor closed: 15 Gn for 11 ms Shocks contactor open: 10 Gn for 11 ms
Height	122 mm
Width	55 mm
Depth	120 mm
Product weight	0.93 kg

Offer Sustainability

Sustainable offer status	Green Premium product
REACH Regulation	 REACH Declaration
EU RoHS Directive	Pro-active compliance (Product out of EU RoHS legal scope)  EU RoHS Declaration
Environmental Disclosure	 Product Environmental Profile
Circularity Profile	 End of Life Information

Contractual warranty

Warranty	18 months
----------	-----------