

# Product datasheet

Specifications



## TeSys D contactor - 3P(3 NO) - AC-3 - <= 440 V 38 A - 24 V DC standard coil

Local distributor code:  
389742115 LC1D386BD

EAN Code: 3389110808308

### Main

Range	TeSys TeSys Deca
Range Of Product	TeSys Deca
Product Or Component Type	Contactor
Device Short Name	LC1D
Contactor Application	Resistive load Motor control
Utilisation Category	AC-4 AC-1 AC-3 AC-3e
Poles Description	3P
[Ue] Rated Operational Voltage	Power circuit: <= 690 V AC 25...400 Hz Power circuit: <= 300 V DC
[Ie] Rated Operational Current	50 A (at <60 °C) at <= 440 V AC AC-1 for power circuit 38 A (at <60 °C) at <= 440 V AC AC-3 for power circuit 38 A (at <60 °C) at <= 440 V AC AC-3e for power circuit
[Uc] Control Circuit Voltage	24 V DC

### Complementary

Motor Power Kw	18.5 kW at 500 V AC 50/60 Hz (AC-3) 18.5 kW at 660...690 V AC 50/60 Hz (AC-3) 7.5 kW at 400 V AC 50/60 Hz (AC-4) 18.5 kW at 380...400 V AC 50/60 Hz (AC-3) 9 kW at 220...230 V AC 50/60 Hz (AC-3) 18.5 kW at 415...440 V AC 50/60 Hz (AC-3) 18.5 kW at 500 V AC 50/60 Hz (AC-3e) 18.5 kW at 660...690 V AC 50/60 Hz (AC-3e) 18.5 kW at 380...400 V AC 50/60 Hz (AC-3e) 9 kW at 220...230 V AC 50/60 Hz (AC-3e) 18.5 kW at 415...440 V AC 50/60 Hz (AC-3e)
Motor Power Hp	10 hp at 230/240 V AC 50/60 Hz for 3 phases motors 10 hp at 200/208 V AC 50/60 Hz for 3 phases motors 5 hp at 240 V AC 50/60 Hz for 1 phase motors 20 hp at 480 V AC 50/60 Hz for 3 phases motors 25 hp at 600 V AC 50/60 Hz for 3 phases motors
Compatibility Code	LC1D
Pole Contact Composition	3 NO
Protective Cover	With
[Ith] Conventional Free Air Thermal Current	10 A (at 60 °C) for signalling circuit 50 A (at 60 °C) for power circuit
Irms Rated Making Capacity	140 A AC for signalling circuit conforming to IEC 60947-5-1 250 A DC for signalling circuit conforming to IEC 60947-5-1 550 A at 440 V for power circuit conforming to IEC 60947

Disclaimer: This documentation is not intended as a substitute for and is not to be used for determining suitability or reliability of these products for specific user applications

<b>Rated Breaking Capacity</b>	550 A at 440 V for power circuit conforming to IEC 60947
<b>[Icw] Rated Short-Time Withstand Current</b>	60 A 40 °C - 10 min for power circuit 430 A 40 °C - 1 s for power circuit 150 A 40 °C - 1 min for power circuit 310 A 40 °C - 10 s for power circuit 100 A - 1 s for signalling circuit 120 A - 500 ms for signalling circuit 140 A - 100 ms for signalling circuit
<b>Associated Fuse Rating</b>	10 A gG for signalling circuit conforming to IEC 60947-5-1 63 A gG at <= 690 V coordination type 1 for power circuit 63 A gG at <= 690 V coordination type 2 for power circuit
<b>Average Impedance</b>	2 mOhm - lth 50 A 50 Hz for power circuit
<b>Power Dissipation Per Pole</b>	5 W AC-1 3 W AC-3 3 W AC-3e
<b>[Ui] Rated Insulation Voltage</b>	Power circuit: 600 V CSA certified Power circuit: 600 V UL certified Signalling circuit: 690 V conforming to IEC 60947-1 Signalling circuit: 600 V CSA certified Signalling circuit: 600 V UL certified Power circuit: 690 V conforming to IEC 60947-4-1
<b>Overvoltage Category</b>	III
<b>Pollution Degree</b>	3
<b>[Uimp] Rated Impulse Withstand Voltage</b>	6 kV conforming to IEC 60947
<b>Safety Reliability Level</b>	B10d = 1369863 cycles contactor with nominal load conforming to EN/ISO 13849-1 B10d = 20000000 cycles contactor with mechanical load conforming to EN/ISO 13849-1
<b>Mechanical Durability</b>	30 Mcycles
<b>Electrical Durability</b>	1.4 Mcycles 50 A AC-1 at Ue <= 440 V 1.4 Mcycles 38 A AC-3 at Ue <= 440 V 1.4 Mcycles 38 A AC-3e at Ue <= 440 V
<b>Control Circuit Type</b>	DC standard
<b>Coil Technology</b>	Built-in bidirectional peak limiting diode suppressor
<b>Control Circuit Voltage Limits</b>	0.1...0.25 Uc (-40...70 °C):drop-out DC 0.7...1.25 Uc (-40...60 °C):operational DC 1...1.25 Uc (60...70 °C):operational DC
<b>Inrush Power In W</b>	5.4 W (at 20 °C)
<b>Hold-In Power Consumption In W</b>	5.4 W at 20 °C
<b>Operating Time</b>	20 ±20 % ms opening 63 ±15 % ms closing
<b>Time Constant</b>	28 ms
<b>Maximum Operating Rate</b>	3600 cyc/h 60 °C
<b>Connections - Terminals</b>	Control circuit: lugs-ring terminals - external diameter: 8 mm Power circuit: lugs-ring terminals - external diameter: 10 mm
<b>Tightening Torque</b>	Control circuit: 1.7 N.m - on lugs-ring terminals - with screwdriver flat Ø 6 mm M3.5 Control circuit: 1.7 N.m - on lugs-ring terminals - with screwdriver Philips No 2 M3.5 Power circuit: 2.5 N.m - on lugs-ring terminals - with screwdriver flat Ø 8 mm M4 Power circuit: 2.5 N.m - on lugs-ring terminals - with screwdriver Philips No 2 M4 Control circuit: 1.7 N.m - on screw clamp terminals - with screwdriver pozidriv No 2 Power circuit: 2.5 N.m - on screw clamp terminals - with screwdriver pozidriv No 2
<b>Auxiliary Contact Composition</b>	1 NO + 1 NC
<b>Auxiliary Contacts Type</b>	type mechanically linked 1 NO + 1 NC conforming to IEC 60947-5-1 type mirror contact 1 NC conforming to IEC 60947-4-1
<b>Signalling Circuit Frequency</b>	25...400 Hz
<b>Minimum Switching Voltage</b>	17 V for signalling circuit

Minimum Switching Current	5 mA for signalling circuit
Insulation Resistance	> 10 MOhm for signalling circuit
Non-Overlap Time	1.5 ms on de-energisation between NC and NO contact 1.5 ms on energisation between NC and NO contact
Mounting Support	Rail Plate

## Environment

Standards	CSA C22.2 No 14 EN 60947-4-1 EN 60947-5-1 IEC 60947-4-1 IEC 60947-5-1 UL 508 IEC 60335-1
Product Certifications	DNV CSA UL LROS (Lloyds register of shipping) GOST BV RINA CCC GL
Ip Degree Of Protection	IP20 front face conforming to IEC 60529
Protective Treatment	TH conforming to IEC 60068-2-30
Climatic Withstand	conforming to IACS E10 exposure to damp heat conforming to IEC 60947-1 Annex Q category D exposure to damp heat
Permissible Ambient Air Temperature Around The Device	-40...60 °C 60...70 °C with derating
Operating Altitude	0...3000 m
Fire Resistance	850 °C conforming to IEC 60695-2-1
Flame Retardance	V1 conforming to UL 94
Mechanical Robustness	Vibrations contactor open (2 Gn, 5...300 Hz) Vibrations contactor closed (4 Gn, 5...300 Hz) Shocks contactor closed (15 Gn for 11 ms) Shocks contactor open (8 Gn for 11 ms)
Height	85 mm
Width	45 mm
Depth	101 mm
Net Weight	0.54 kg

## Packing Units

Unit Type Of Package 1	PCE
Number Of Units In Package 1	1
Package 1 Height	5.59 cm
Package 1 Width	9.4 cm
Package 1 Length	11.68 cm
Package 1 Weight	0.6 kg

## Contractual warranty

Warranty	18 months
----------	-----------

Sustainability



**Green Premium™ label** is Schneider Electric’s commitment to delivering products with best-in-class environmental performance. Green Premium promises compliance with the latest regulations, transparency on environmental impacts, as well as circular and low-CO<sub>2</sub> products.

**Guide to assessing product sustainability** is a white paper that clarifies global eco-label standards and how to interpret environmental declarations.




[Learn more about Green Premium >](#)

[Guide to assess a product’s sustainability >](#)



Transparency   RoHS/REACH

Well-being performance

 Mercury Free	
 Rohs Exemption Information	<a href="#">Yes</a>
 Pvc Free	

Certifications & Standards

Reach Regulation	<a href="#">REACH Declaration</a>
Eu Rohs Directive	Compliant with Exemptions
China Rohs Regulation	<a href="#">China RoHS declaration</a> Product out of China RoHS scope. Substance declaration for your information
Environmental Disclosure	<a href="#">Product Environmental Profile</a>
Circularity Profile	<a href="#">End of Life Information</a>