

Product datasheet

Specifications



TeSys D contactor - 3P(3 NO) - AC-3 - <= 440 V 25 A - 220 V DC coil

Local distributor code:
402770242 LC1D253MD

EAN Code: 3389110807417

Main

Range Of Product	TeSys Deca
Product Or Component Type	Contactor
Device Short Name	LC1D
Contactor Application	Motor control Resistive load
Utilisation Category	AC-4 AC-1 AC-3 AC-3e
Poles Description	3P
[Ue] Rated Operational Voltage	Power circuit: <= 690 V AC 25...400 Hz Power circuit: <= 300 V DC
[Ie] Rated Operational Current	25 A (at <60 °C) at <= 440 V AC AC-3 for power circuit 40 A (at <60 °C) at <= 440 V AC AC-1 for power circuit 25 A (at <60 °C) at <= 440 V AC AC-3e for power circuit
[Uc] Control Circuit Voltage	220 V DC

Complementary

Motor Power Kw	5.5 kW at 220...230 V AC 50/60 Hz (AC-3) 11 kW at 380...400 V AC 50/60 Hz (AC-3) 11 kW at 415...440 V AC 50/60 Hz (AC-3) 15 kW at 500 V AC 50/60 Hz (AC-3) 15 kW at 660...690 V AC 50/60 Hz (AC-3) 5.5 kW at 400 V AC 50/60 Hz (AC-4) 5.5 kW at 220...230 V AC 50/60 Hz (AC-3e) 11 kW at 380...400 V AC 50/60 Hz (AC-3e) 11 kW at 415...440 V AC 50/60 Hz (AC-3e) 15 kW at 500 V AC 50/60 Hz (AC-3e) 15 kW at 660...690 V AC 50/60 Hz (AC-3e)
Motor Power Hp	3 hp at 230/240 V AC 50/60 Hz for 1 phase motors 2 hp at 115 V AC 50/60 Hz for 1 phase motors 7.5 hp at 230/240 V AC 50/60 Hz for 3 phases motors 15 hp at 460/480 V AC 50/60 Hz for 3 phases motors 20 hp at 575/600 V AC 50/60 Hz for 3 phases motors 7.5 hp at 200/208 V AC 50/60 Hz for 3 phases motors
Compatibility Code	LC1D
Pole Contact Composition	3 NO
Protective Cover	With
[Ith] Conventional Free Air Thermal Current	25 A (at 60 °C) for power circuit 10 A (at 60 °C) for signalling circuit
Irms Rated Making Capacity	140 A AC for signalling circuit conforming to IEC 60947-5-1 250 A DC for signalling circuit conforming to IEC 60947-5-1 450 A at 440 V for power circuit conforming to IEC 60947
Rated Breaking Capacity	450 A at 440 V for power circuit conforming to IEC 60947

Disclaimer: This documentation is not intended as a substitute for and is not to be used for determining suitability or reliability of these products for specific user applications

[Icw] Rated Short-Time Withstand Current	240 A 40 °C - 10 s for power circuit 380 A 40 °C - 1 s for power circuit 50 A 40 °C - 10 min for power circuit 120 A 40 °C - 1 min for power circuit 100 A - 1 s for signalling circuit 120 A - 500 ms for signalling circuit 140 A - 100 ms for signalling circuit
Associated Fuse Rating	10 A gG for signalling circuit conforming to IEC 60947-5-1 63 A gG at <= 690 V coordination type 1 for power circuit 40 A gG at <= 690 V coordination type 2 for power circuit
Average Impedance	2 mOhm - lth 25 A 50 Hz for power circuit
Power Dissipation Per Pole	3.2 W AC-1 1.25 W AC-3 1.25 W AC-3e
[Ui] Rated Insulation Voltage	Power circuit: 690 V conforming to IEC 60947-4-1 Power circuit: 600 V CSA certified Power circuit: 600 V UL certified Signalling circuit: 690 V conforming to IEC 60947-1 Signalling circuit: 600 V CSA certified Signalling circuit: 600 V UL certified
Overvoltage Category	III
Pollution Degree	3
[Uimp] Rated Impulse Withstand Voltage	6 kV conforming to IEC 60947
Safety Reliability Level	B10d = 1369863 cycles contactor with nominal load conforming to EN/ISO 13849-1 B10d = 20000000 cycles contactor with mechanical load conforming to EN/ISO 13849-1
Mechanical Durability	30 Mcycles
Electrical Durability	1.65 Mcycles 25 A AC-3 at Ue <= 440 V 1.4 Mcycles 40 A AC-1 at Ue <= 440 V 1.65 Mcycles 25 A AC-3e at Ue <= 440 V
Control Circuit Type	DC standard
Coil Technology	Built-in bidirectional peak limiting diode suppressor
Control Circuit Voltage Limits	0.1...0.25 Uc (-40...70 °C):drop-out DC 0.7...1.25 Uc (-40...60 °C):operational DC 1...1.25 Uc (60...70 °C):operational DC
Inrush Power In W	5.4 W (at 20 °C)
Hold-In Power Consumption In W	5.4 W at 20 °C
Operating Time	63 ±15 % ms closing 20 ±20 % ms opening
Time Constant	28 ms
Maximum Operating Rate	3600 cyc/h 60 °C
Connections - Terminals	Control circuit: spring terminals 1 2.5 mm² - cable stiffness: flexible without cable end Control circuit: spring terminals 2 2.5 mm² - cable stiffness: flexible without cable end Power circuit: spring terminals 1 4 mm² - cable stiffness: flexible without cable end Power circuit: spring terminals 2 4 mm² - cable stiffness: flexible without cable end
Tightening Torque	Control circuit: 1.7 N.m - on screw clamp terminals - with screwdriver pozidriv No 2 Power circuit: 2.5 N.m - on screw clamp terminals - with screwdriver pozidriv No 2
Auxiliary Contact Composition	1 NO + 1 NC
Auxiliary Contacts Type	type mechanically linked 1 NO + 1 NC conforming to IEC 60947-5-1 type mirror contact 1 NC conforming to IEC 60947-4-1
Signalling Circuit Frequency	25...400 Hz
Minimum Switching Voltage	17 V for signalling circuit
Minimum Switching Current	5 mA for signalling circuit
Insulation Resistance	> 10 MOhm for signalling circuit

Non-Overlap Time	1.5 ms on de-energisation between NC and NO contact 1.5 ms on energisation between NC and NO contact
Mounting Support	Plate Rail

Environment

Standards	CSA C22.2 No 14 EN 60947-4-1 EN 60947-5-1 IEC 60947-4-1 IEC 60947-5-1 UL 508 IEC 60335-1
Product Certifications	UL CSA BV CCC GL DNV LROS (Lloyds register of shipping) RINA GOST UKCA
Ip Degree Of Protection	IP20 front face conforming to IEC 60529
Protective Treatment	TH conforming to IEC 60068-2-30
Climatic Withstand	conforming to IACS E10 exposure to damp heat conforming to IEC 60947-1 Annex Q category D exposure to damp heat
Permissible Ambient Air Temperature Around The Device	-40...60 °C 60...70 °C with derating
Operating Altitude	0...3000 m
Fire Resistance	850 °C conforming to IEC 60695-2-1
Flame Retardance	V1 conforming to UL 94
Mechanical Robustness	Vibrations contactor open (2 Gn, 5...300 Hz) Vibrations contactor closed (4 Gn, 5...300 Hz) Shocks contactor closed (15 Gn for 11 ms) Shocks contactor open (8 Gn for 11 ms)
Height	99 mm
Width	45 mm
Depth	101 mm
Net Weight	0.53 kg

Packing Units

Unit Type Of Package 1	PCE
Number Of Units In Package 1	1
Package 1 Height	11.4 cm
Package 1 Width	11.0 cm
Package 1 Length	5.4 cm
Package 1 Weight	600.0 g
Unit Type Of Package 2	S02
Number Of Units In Package 2	15
Package 2 Height	15.0 cm
Package 2 Width	30.0 cm

Package 2 Length	40.0 cm
Package 2 Weight	9.455 kg

Contractual warranty

Warranty	18 months
----------	-----------

Sustainability



Green Premium™ label is Schneider Electric’s commitment to delivering products with best-in-class environmental performance. Green Premium promises compliance with the latest regulations, transparency on environmental impacts, as well as circular and low-CO₂ products.

Guide to assessing product sustainability is a white paper that clarifies global eco-label standards and how to interpret environmental declarations.




[Learn more about Green Premium >](#)

[Guide to assess a product’s sustainability >](#)



Transparency RoHS/REACH

Well-being performance

 Mercury Free	
 Rohs Exemption Information	Yes
 Pvc Free	

Certifications & Standards

Reach Regulation	REACH Declaration
Eu Rohs Directive	Compliant with Exemptions
China Rohs Regulation	China RoHS declaration Product out of China RoHS scope. Substance declaration for your information
Environmental Disclosure	Product Environmental Profile
Circularity Profile	End of Life Information