

Product datasheet

Specifications



TeSys GV7 - circuit breaker - 3P - AC-3 - 30...50 A - thermal-magnetic

GV7RS50

EAN Code: 3389110602609

❗ Discontinued

Main

Range	TeSys
Product Name	TeSys GV7
Product Or Component Type	Circuit breaker
Device Short Name	GV7R
Device Application	Motor
Poles Description	3P
Network Type	AC
Utilisation Category	AC-3 conforming to IEC 60947-4-1
Network Frequency	50/60 Hz conforming to IEC 60947-4-1
Breaking Capacity	50 kA Icu at 500 V AC 50/60 Hz conforming to IEC 60947-2 65 kA Icu at 440 V AC 50/60 Hz conforming to IEC 60947-2 100 kA Icu at 220/240 V AC 50/60 Hz conforming to IEC 60947-2 70 kA Icu at 380/415 V AC 50/60 Hz conforming to IEC 60947-2 10 kA Icu at 660/690 V AC 50/60 Hz conforming to IEC 60947-2
[Ics] Rated Service Short-Circuit Breaking Capacity	100 % at 440 V AC 50/60 Hz conforming to IEC 60947-2 100 % at 500 V AC 50/60 Hz conforming to IEC 60947-2 100 % at 220/240 V AC 50/60 Hz conforming to IEC 60947-2 100 % at 380/415 V AC 50/60 Hz conforming to IEC 60947-2 100 % at 660/690 V AC 50/60 Hz conforming to IEC 60947-2
Thermal Protection Adjustment Range	30...50 A
Trip Unit Technology	Thermal-magnetic

Complementary

Mounting Mode	By clips By screws
Mounting Support	Rail Flush Kit for fixing the switchgear Panel mounting
Mounting Position	Vertical
Motor Power Kw	22 kW at 400...415 V AC 50/60 Hz 30 kW at 500 V AC 50/60 Hz 30 kW at 660...690 V AC 50/60 Hz
Control Type	Rocker lever
[Ue] Rated Operational Voltage	690 V AC 50/60 Hz conforming to IEC 60947-2
[Ui] Rated Insulation Voltage	750 V AC 50/60 Hz conforming to IEC 60947-2
[Ith] Conventional Free Air Thermal Current	50 A conforming to IEC 60947-4-1

Disclaimer: This documentation is not intended as a substitute for and is not to be used for determining suitability or reliability of these products for specific user applications

[Uimp] Rated Impulse Withstand Voltage	8 kV conforming to IEC 60947-2
Power Dissipation Per Pole	5 W
Power Dissipation Per Pole	5 W
Mechanical Durability	50000 cycles
Electrical Durability	30000 cycles for AC-3 at 440 V In 50000 cycles for AC-3 at 440 V In/2
Maximum Operating Rate	25 cyc/h
Rated Duty	Continuous conforming to IEC 60947-4-1
Connection Pitch	35 mm without spreaders 45 mm with spreaders
Connections - Terminals	Bars Cable with lug - external diameter: 10 mm Screw Bare cable connectors 1.5...95 mm²
Tightening Torque	10 N.m on screw M6 screw type 15 N.m on bare cable connectors for cable 1.5...95 mm²
Mechanical Robustness	Shocks: 15 Gn for 11 ms conforming to IEC 60068-2-27 Vibrations: 2.5 Gn, 0...25 Hz conforming to IEC 60068-2-6
Suitability For Isolation	Yes conforming to IEC 60947-1
Phase Failure Sensitivity	Yes conforming to IEC 60947-4-1 § 7-2-1-5-2
Height	161 mm
Width	105 mm
Depth	111 mm
Net Weight	2.015 kg

Environment

Standards	EN/IEC 60947-1 VDE 0660 NF C 63-120 NF C 79-130 VDE 0113 EN/IEC 60947-2 EN/IEC 60947-4-1 NF C 63-650
Product Certifications	DNV UL
Protective Treatment	TC
Ip Degree Of Protection	IP405 conforming to IEC 60529 (with terminal shrouds)
Pollution Degree	3
Ambient Air Temperature For Operation	-25...70 °C
Ambient Air Temperature For Storage	-55...95 °C
Fire Resistance	960 °C conforming to IEC 60695-2-1
Operating Altitude	2000 m

Packing Units

Unit Type Of Package 1	PCE
Number Of Units In Package 1	1
Package 1 Height	11.5 cm

Package 1 Width	14 cm
Package 1 Length	17.5 cm
Package 1 Weight	1.91 kg

Contractual warranty

Warranty	18 months
----------	-----------

Sustainability

Green Premium™ label is Schneider Electric’s commitment to delivering products with best-in-class environmental performance. Green Premium promises compliance with the latest regulations, transparency on environmental impacts, as well as circular and low-CO₂ products.

Guide to assessing product sustainability is a white paper that clarifies global eco-label standards and how to interpret environmental declarations.

[Learn more about Green Premium >](#)

[Guide to assess a product’s sustainability >](#)



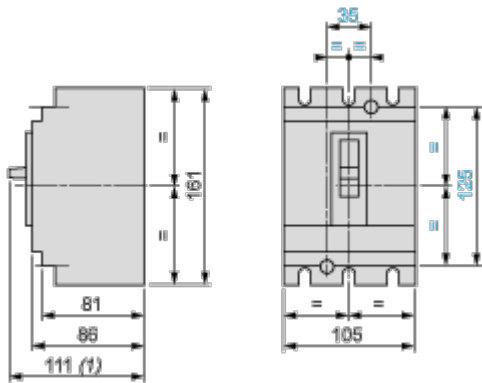
Transparency

Eu Rohs Directive	Not applicable, out of EU RoHS legal scope
Environmental Disclosure	Product Environmental Profile

Dimensions Drawings

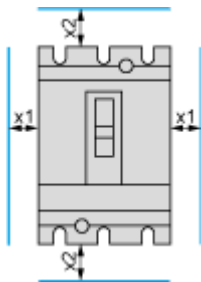
GV7R

Dimensions



(1) 126 for GV7R₂₂₀.

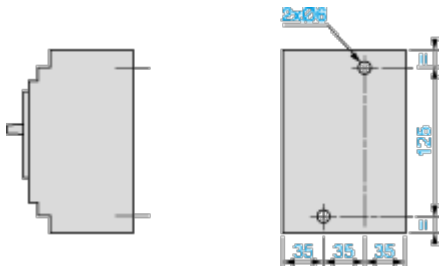
Minimum Electrical Clearance



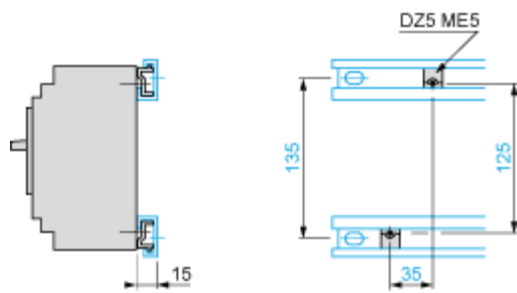
		x1	x2
Painted or insulated metal plate, insulation or insulated bar		0	30
Bare metal plate	$U \leq 440\text{ V}$	5	35
	$440\text{ V} < U < 600\text{ V}$	10	35
	$U \geq 600\text{ V}$	20	35

GV7R

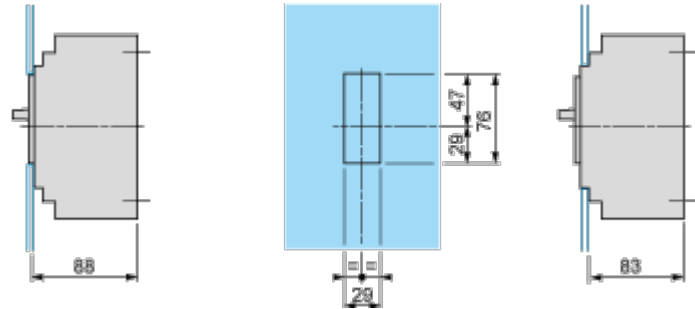
Panel Mounting



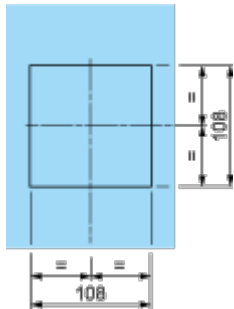
Mounting on 2 Mounting Rails DZ5 MB201



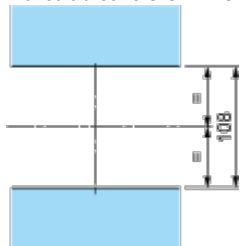
Flush-Mounting



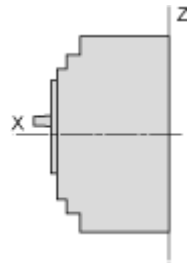
1 circuit breaker GV7R



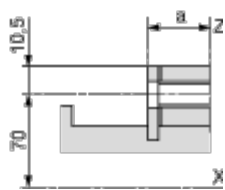
n circuit breakers GV7R side by side



Connection

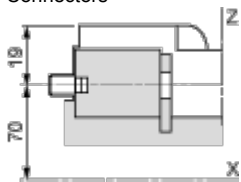


Smooth terminals



	a
GV7R _• 40...R _• 150	19.5
GV7R _• 220	21.5

Connectors



Connections and Schema

Motor Circuit Breakers
GV7 R

